



CITY CASUAL

EXPLICACION DEL MODELO

City es una estructura que aglutina diversas variantes: 3 opciones para las almohadas de respaldo y 2 propuestas para las patas.

Estas variantes dan lugar a 2 modelos:

City Soft: Sofás y módulos con la almohada de respaldo incluida, de la colección Soft.

City Casual: Sofás y módulos sin almohadas de respaldo predeterminadas. El respaldo es totalmente customizable, es decir, se pueden elegir cuántas almohadas se deseen de la lista ofertada. Los diseños propuestos para las almohadas de respaldo son tres: almohadas Casual, almohadas Soft y almohadas Soft + 7cm, dependiendo de la opción u opciones de respaldo escogidas y de la cantidad de almohadas y cojines que incorpore su City Casual tendrá un aspecto u otro.

Cualquiera de estos 2 modelos puede llevar las patas en acero inoxidable o en madera. Las patas en acero inoxidable tienen 9.5cm de altura y elevan la sentada 43cm del suelo. Las patas en madera tienen 3.5cm de altura y bajan la sentada a 37cm del suelo.

Las almohadas de respaldo incorporan una varilla metálica que, colocada entre asiento y respaldo, ofrece un apoyo tan cómodo como estable.

La familia City es totalmente modular: sofás y sillones, módulos, chaise, módulo terminal, ángulo y pufs.

La unión de los módulos se realiza mediante carracas.

Todas las versiones se pueden tapizar tanto en tela como piel o piel sintética. Las composiciones en tela son totalmente desenfundables, mientras que en piel o piel sintética sólo las almohadas.



CITY SOFT

DESCRIPTION

The City is an ambitious programme with two feet types and three options for the back cushions in two different models:

City Soft: Sofas and modules with the back cushions included, from the Soft collection.

City Casual: Sofas and modules without standard back cushions: simply choose as many back cushions as desired from the pricelist. The suggested designs for the back cushions are: Casual cushions, Soft cushions and Soft +7 cushions. The different types, quantities and heights of the cushions, along with an extensive selection of modules make each sofa unique.

Either of these two variants can have stainless steel or wooden legs. The stainless steel legs are 9.5cm high and make the seat 43cm from the floor. The wooden legs are 3.5cm high and bring the seating down to 37cm from the floor.

The back cushions incorporate a metallic rod which placed between the seat and back to support the cushion.

The City family is fully modular: sofas and armchairs, modules, a chaise, terminal module, corner unit and poufs.

The modules are joined by a ratchet system.

All versions can be upholstered in fabric, leather or synthetic leather. Fabric combinations have fully removable covers, whereas only the cushion covers can be removed from the leather or synthetic leather sofas.

CARACTERISTIQUES

City est un programme qui regroupe plusieurs versions: 3 possibilités de coussins de dossier et 2 types de pieds.

Ces différentes variantes donnent lieu à 2 modèles:

City Soft: Canapés et modules avec coussin de dossier inclus, de la collection Soft.

City Casual: Canapés et modules sans coussin de dossier prédéterminé. Le dossier est entièrement customizable: possibilité de choisir le nombre de coussins de dossier voulus dans la liste proposée pour cette option. Le dossier est entièrement customizable car il est possible de choisir le nombre de coussins désirés dans la liste proposée. 3 types de coussins au choix: coussins Casual, coussins Soft et coussins Soft +7. Selon l'option désirée, le type et le nombre de coussins choisis, vous pourrez personnaliser votre City Casual.

Ces 2 modèles peuvent recevoir des pieds en acier inoxydable ou en bois. Les pieds en acier inoxydable ont une hauteur de 9.5cm et positionnent l'assise à 43cm du sol. Les pieds en bois ont une hauteur de 3.5cm et positionnent l'assise à 37cm du sol.

Les coussins de dossier incorporent une barre métallique, qui, placée entre l'assise et le dossier, offre un appui aussi confortable que stable.

La gamme City est entièrement modulable: canapés, fauteuils, modules, chaise longue, module terminal, angle et poufs.

L'union des modules se fait par visserie.

La collection City est entièrement déhoussable pour les produits tissu, et livrée avec les coussins déhoussables lorsqu'il s'agit d'un recouvrement cuir ou cuir synthétique.

FIRMEZA / FIRMNESS / FERMETÉ

SUAVE
SOFT
DOUX

<input type="checkbox"/>	<input type="checkbox"/>	<input checked="" type="checkbox"/>	<input type="checkbox"/>	<input type="checkbox"/>
--------------------------	--------------------------	-------------------------------------	--------------------------	--------------------------

FIRME
FIRM
FERME

ACABADOS / FINISHES / FINITIONS

PATAS / FEET / PIEDS

ACERO INOX. / STAINLESS STEEL / ACIER INOX



083 SATINADO

HAYA / BEECH / HÊTRE



030 WENGUE PLUS

IMPORTANTE

En tela, el sofá de 280 y el módulo de 240 siempre son desmontables. Previa solicitud, el sofá de 220 y el módulo 180 se pueden fabricar para que sean desmontables en destino (especificar en el pedido). Estas referencias incorporan instrucciones de montaje y desmontaje.

En piel o piel sintética todas las medidas se sirven siempre en una pieza.

En el modelo City Casual las almohadas de respaldo y los cojines de decoración están tarifados por separado. El City Soft incluye sus correspondientes almohadas de respaldo.

Las solicitudes de composiciones modulares deben adjuntar un plano en planta al realizar el pedido. La mano (derecha/izquierda) se interpreta siempre viendo el dibujo de frente.

CARACTERISTICAS TECNICAS**TELAS**

- Estructura y almohadas totalmente desfundables.
- Estructura de madera forrada en espuma CMHR 30kg y fibra de 100gr con velour.
- Bastidor de asiento preparado con cinchas NEA de 80mm.
- Bastidor de respaldo con cincha NEA de 60mm.
- Brazo: estructura de madera. Confeccionado en espuma de densidad diferenciada (CMHR 30kg/35kg/60kg).
- Almohada de asiento Soft y Casual: espuma CMHR 30kg y CMHR 60 kg (composición de 2 densidades de espuma para la confección de los laterales y el frente) recubierta de fibra poliéster H150 termofusionada y funda interior de tela.
- Almohada de respaldo Soft y Casual: funda de algodón rellena de microfibra poliéster siliconada en compartimentos.
- Patas madera en madera de haya tintada en wengué plus.
- Patas metal en tubo de acero 304 inoxidable satinado y taco de polietileno de alta densidad.

PIEL

- Estructura fija y almohadas desfundables.
- El resto de características son iguales que las de los modelos en tela.

IMPORTANT

When upholstered in fabric, the 280 sofas and 240 modules can always be disassembled at the destination. This option is also available for the 220 sofas and 180 modules, but this requirement must be clearly stated on the order. The products that can be disassembled are supplied with instructions.

All products upholstered in leather or synthetic leather cannot be disassembled - whatever the size.

The City Soft includes back cushions.

The City Casual's back cushions and decorative cushions are priced separately.

Please attach a plan when ordering modular compositions. The left and right hand sides are interpreted as if facing the product.

TECHNICAL CHARACTERISTICS**FABRIC**

- Totally removable base and cushion covers.
- Wooden structure with CMHR 30kg foam shell and 100g fibre with felt.
- Seat structure fitted with 80mm NEA webbing.
- Back structure of 60mm NEA webbing.
- Arm: wooden structure covered with multilayered foam (CMHR 30kg/35kg/60kg).
- Soft and casual seat cushion: CMHR 30kg and CMHR 60kg. foam (composed of 2 different densities of foam for front and sides) covered with H150 thermofused polyester fibre and fabric inner cushion cover.
- Soft and casual back cushion: cotton cover filled with silicon microfibre in compartments.
- Solid beech feet stained in wenge plus.
- 304 Stainless steel feet, high density polyethylene glide.

LEATHER

- Removable cushion covers, fixed base.
- The remaining technical specifications are the same as those for the fabric version of the product.

IMPORTANT

Les canapés de 280 et les modules de 240 sont toujours démontables. Sur demande, les canapés de 220 et les modules de 180 peuvent être fabriqués pour être démontables lors de la livraison finale (à spécifier sur la commande). Ces références sont livrées avec une notice de montage et démontage.

En cuir ou en cuir synthétique les modules sont toujours livrés en une seule pièce et ne sont pas démontables.

City Soft a leurs coussins de dos d'origine, tandis que pour City Casual les coussins de dossier et de décoration sont tarifés à part.

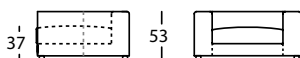
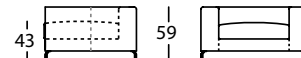
Les commandes de compositions modulables doivent être obligatoirement accompagnées d'un plan. Le placement des bras gauches ou droits s'entend toujours vu de face par rapport au dessin.

CARACTERISTIQUES TECHNIQUES**TISSUS**

- Modèle 100% déhoussable.
- Structure en bois recouverte de mousse CMHR 30kg et fibre de 100gr.
- Châssis d'assise préparé avec des sangles NEA de 80mm.
- Châssis de dos préparé avec des sangles NEA de 60mm.
- Bras: structure en bois et mousse de différentes densités (CMHR 30kg/35kg/60kg).
- Coussins d'assise SOFT et CASUAL: mousse CMHR 30kg et CMHR 60kg. (association de 2 densités différentes pour les côtés et la partie frontale), recouverte de fibre polyester H150 thermofusionnée, le tout recouvert d'une housse non tissée.
- Coussins de dos SOFT et CASUAL: housse coton garnie de microfibre polyester siliconée et compartimentée.
- Pieds bois en hêtre teinté wenge plus.
- Pieds en tube acier 304 inoxydable et embout polyéthylène haute densité.

CUIR

- Structure fixe et coussins déhoussables.
- Le reste des caractéristiques sont identiques à celles des modèles en tissu.

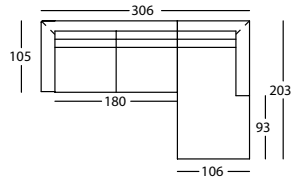

PATA MADERA / WOODEN FEET / PIED EN BOIS**PATA METAL / METAL FEET / PIED METAL**

Los esquemas mostrados en tarifa corresponden al modelo con pata de madera. Con pata de metal aumenta 6 cms. las alturas del asiento y el respaldo.
The measurements shown in the pricelist correspond to the version with wooden feet. Metal feet will elevate the entire sofa 6cm.
Les schémas du tarif correspondent au modèle avec pied bois. En version pied métal les hauteurs d'assise et de dossier sont 6 cms plus élevées.

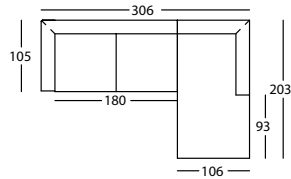
Opciones de almohadas respaldo / Back cushions options / Options de coussins dossier

CITY SOFT =

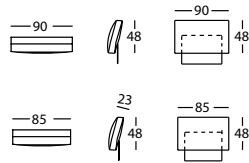
CITY CASUAL CON ALMOHADAS COLECCIÓN SOFT / CITY CASUAL WITH BACK CUSHION COLLECTION SOFT / CITY CASUAL AVEC COUSSIN DOSSIER COLLECTION SOFT



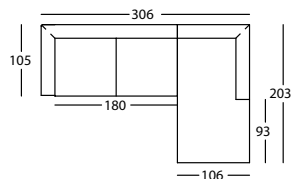
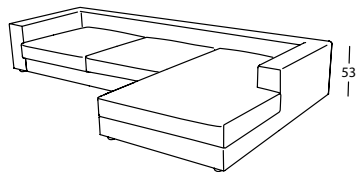
UD.	DESCRIPCIÓN / DESCRIPTION / DESCRIPTION	REF.
1	CITY SOFT BRAZO IZDO CITY SOFT LEFT ARM CITY SOFT BRAS GAUCHE	243.13.I
1	CITY SOFT MODULO 180 CITY SOFT MODULE 180 CITY SOFT MODULE 180	243.121.U
1	CITY SOFT CHAISE 106X203 BRAZO DCHO CITY SOFT CHAISE 106X203 RIGHT ARM CITY SOFT CHAISE 106X203 BRAS DROIT	243.142.LW.D



UD.	DESCRIPCIÓN / DESCRIPTION / DESCRIPTION	REF.
1	CITY CASUAL BRAZO IZDO CITY CASUAL LEFT ARM CITY CASUAL BRAS GAUCHE	244.13.I
1	CITY CASUAL MODULO 180 CITY CASUAL MODULE 180 CITY CASUAL MODULE 180	244.121.U
1	CITY CASUAL CHAISE 106X203 BRAZO DCHO CITY CASUAL CHAISE 106X203 RIGHT ARM CITY CASUAL CHAISE 106X203 BRAS DROIT	244.142.LW.D
2	CITY CASUAL ALMOHADA RESPALDO 90X48 CITY CASUAL BACK CUSHION 90X48 CITY CASUAL COUSSIN DOSSIER 90X48	244.28.KE.M
1	CITY CASUAL ALMOHADA RESPALDO 85X48 CITY CASUAL BACK CUSHION 85X48 CITY CASUAL COUSSIN DOSSIER 85X48	244.28.JE.M



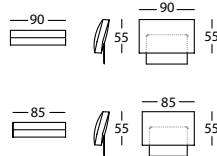
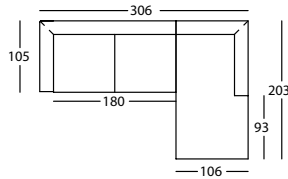

CITY CASUAL (SIN ALMOHADAS DE RESPALDO) / (WITHOUT BACK CUSHIONS) / (SANS COUSSINS DOSSIER)



UD.	DESCRIPCIÓN / DESCRIPTION / DESCRIPTION	REF.
1	CITY CASUAL BRAZO IZDO CITY CASUAL LEFT ARM CITY CASUAL BRAS GAUCHE	244.13.I
1	CITY CASUAL MODULO 180 CITY CASUAL MODULE 180 CITY CASUAL MODULE 180	244.121.U
1	CITY CASUAL CHAISE 106X203 BRAZO DCHO CITY CASUAL CHAISE 106X203 RIGHT ARM CITY CASUAL CHAISE 106X203 BRAS DROIT	244.142.LW.D

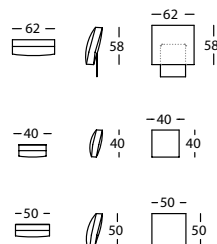
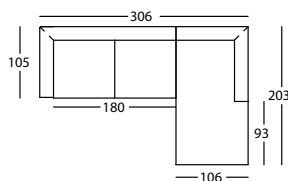
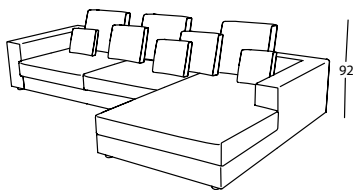
Opciones de almohadas respaldo / Back cushions options / Options de coussins dossier

CITY CASUAL CON ALMOHADAS COLECCIÓN SOFT +7 / CITY CASUAL WITH BACK CUSHION COLLECTION SOFT +7CM / CITY CASUAL AVEC COUSSIN DOSSIER COLLECTION SOFT + 7 CM



UD.	DESCRIPCIÓN / DESCRIPTION / DESCRIPTION	REF.
1	CITY CASUAL BRAZO IZDO CITY CASUAL LEFT ARM CITY CASUAL BRAS GAUCHE	244.13.I
1	CITY CASUAL MODULO 180 CITY CASUAL MODULE 180 CITY CASUAL MODULE 180	244.121.U
1	CITY CASUAL CHAISE 106X203 BRAZO DCHO CITY CASUAL CHAISE 106X203 RIGHT ARM CITY CASUAL CHAISE 106X203 BRAS DROIT	244.142.LW.D
2	CITY CASUAL ALMOHADA RESPALDO 90X55 CITY CASUAL BACK CUSHION 90X55 CITY CASUAL COUSSIN DOSSIER 90X55	244.28.KF.M
1	CITY CASUAL ALMOHADA RESPALDO 85X55 CITY CASUAL BACK CUSHION 85X55 CITY CASUAL COUSSIN DOSSIER 85X55	244.28.JF.M

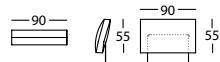
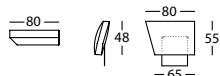
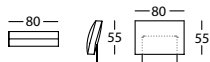
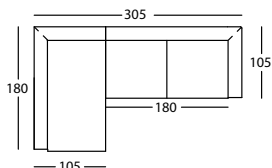
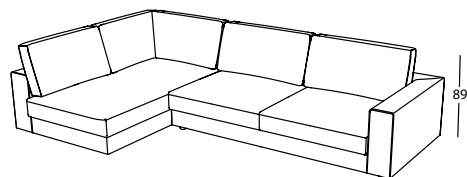
CITY CASUAL CON ALMOHADAS COLECCIÓN CASUAL / CITY CASUAL WITH BACK CUSHION COLLECTION CASUAL / CITY CASUAL AVEC COUSSIN DOSSIER COLLECTION CASUAL



UD.	DESCRIPCIÓN / DESCRIPTION / DESCRIPTION	REF.
1	CITY CASUAL BRAZO IZDO CITY CASUAL LEFT ARM CITY CASUAL BRAS GAUCHE	244.13.I
1	CITY CASUAL MODULO 180 CITY CASUAL MODULE 180 CITY CASUAL MODULE 180	244.121.U
1	CITY CASUAL CHAISE 106X203 BRAZO DCHO CITY CASUAL CHAISE 106X203 RIGHT ARM CITY CASUAL CHAISE 106X203 BRAS DROIT	244.142.LW.D
3	CITY CASUAL ALMOHADA RESPALDO 62X58 CITY CASUAL BACK CUSHION 62X58 CITY CASUAL COUSSIN DOSSIER 62X58	244.28.GF.M
3	CITY COJIN DECORACION 40X40 C/BANDA CITY CUSHION 40X40 WITH BAND CITY COUSSIN 40X40 AVEC PLATE-BANDE	243.21.EE
2	CITY COJIN DECORACION 50X50 CON BANDA CITY CUSHION 50X50 WITH BAND CITY COUSSIN 50X50 AVEC PLATE-BANDE	243.21.FF

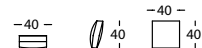
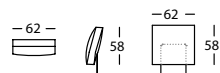
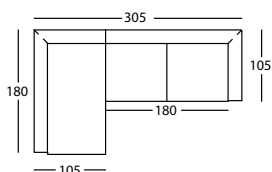
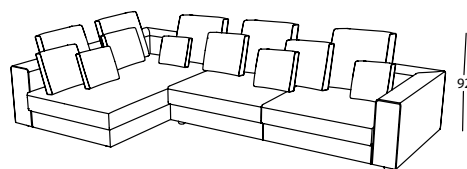
Opciones de almohadas respaldo / Back cushions options / Options de coussins dossier

CITY CASUAL CON ALMOHADAS COLECCION SOFT +7CM / CITY CASUAL WITH BACK CUSHION COLLECTION SOFT +7CM / CITY CASUAL AVEC COUSSIN DOSSIER COLLECTION SOFT +7CM

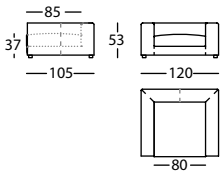


UD.	DESCRIPCIÓN / DESCRIPTION / DESCRIPTION	REF.
1	CITY CASUAL CHAISE 105X183 BRAZO IZDO CITY CASUAL CHAISE 105X183 LEFT ARM CITY CASUAL CHAISE 105X183 BRAS GAUCHE	244.142.LU.I
1	CITY CASUAL MODULO 180 CITY CASUAL MODULE 180 CITY CASUAL MODULE 180	244.121.U
1	CITY CASUAL BRAZO DCHO CITY CASUAL RIGHT ARM CITY CASUAL BRAS DROIT	244.13.D
2	CITY CASUAL ALMOHADA RESPALDO 80X55 CITY CASUAL BACK CUSHION 80X55 CITY CASUAL COUSSIN DOSSIER 80X55	244.28.HF.M
1	CITY CASUAL ALMOHADA RESPANGULO 80X55 DCHO CITY CASUAL BACK CUSHION 80X55 RIGHT CORNER UNIT CITY CASUAL COUSSIN DOS ANGLE 80X55 DROIT	244.26.JF.M.D
2	CITY CASUAL ALMOHADA RESPALDO 90X55 CITY CASUAL BACK CUSHION 90X55 CITY CASUAL COUSSIN DOSSIER 90X55	244.28.KF.M

CITY CASUAL CON ALMOHADAS COLECCION CASUAL / CITY CASUAL WITH BACK CUSHION COLLECTION CASUAL / CITY CASUAL AVEC COUSSIN DOSSIER COLLECTION CASUAL



UD.	DESCRIPCIÓN / DESCRIPTION / DESCRIPTION	REF.
1	CITY CASUAL CHAISE 105X183 BRAZO IZDO CITY CASUAL CHAISE 105X183 LEFT ARM CITY CASUAL CHAISE 105X183 BRAS GAUCHE	244.142.LU.I
1	CITY CASUAL MODULO 180 CITY CASUAL MODULE 180 CITY CASUAL MODULE 180	244.121.U
1	CITY CASUAL BRAZO DCHO CITY CASUAL RIGHT ARM CITY CASUAL BRAS DROIT	244.13.D
5	CITY CASUAL ALMOHADA RESPALDO 62X58 CITY CASUAL BACK CUSHION 62X58 CITY CASUAL COUSSIN DOSSIER 62X58	244.28.GF.M
4	CITY CASUAL COJIN DECORACION 40X40 C/BANDA CITY CASUAL CUSHION 40X40 WITH BAND CITY CASUAL COUSSIN 40X40 AVEC PLATE-BANDE	243.21.EE
4	CITY CASUAL COJIN DECORACION 50X50 C/BANDA CITY CASUAL CUSHION 50X50 WITH BAND CITY CASUAL COUSSIN 50X50 AVEC PLATE-BANDE	243.21.FF

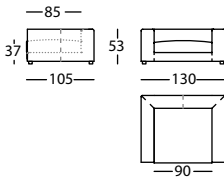


244.11.N.6

CITY CASUAL SILLON 120 PATA MADERA
CITY CASUAL ARMCHAIR 120 WOODEN FEET
CITY CASUAL FAUTEUIL 120 PIED BOIS

PATA METAL / METAL FEET / PIED METAL

0,74 m³ / 1 Pack. / 370 kg

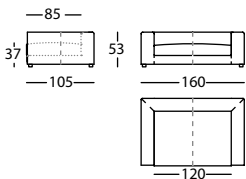


244.11.P.6

CITY CASUAL SILLON 130 PATA MADERA
CITY CASUAL ARMCHAIR 130 WOODEN FEET
CITY CASUAL FAUTEUIL 130 PIED BOIS

PATA METAL / METAL FEET / PIED METAL

0,80 m³ / 1 Pack. / 38,0 kg

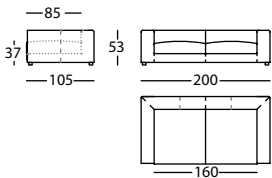


244.11.S.6

CITY CASUAL SOFA 160 PATA MADERA
CITY CASUAL SOFA 160 WOODEN FEET
CITY CASUAL CANAPE 160 PIED BOIS

PATA METAL / METAL FEET / PIED METAL

0,99 m³ / 1 Pack. / 46,0 kg

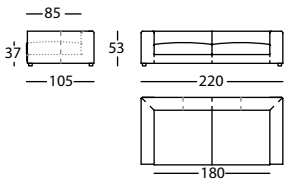


244.11.W.6

CITY CASUAL SOFA 200 PATA MADERA
CITY CASUAL SOFA 200 WOODEN FEET
CITY CASUAL CANAPE 200 PIED BOIS

PATA METAL / METAL FEET / PIED METAL

1,23 m³ / 1 Pack. / 54,0 kg

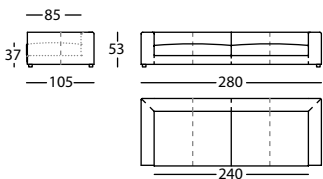


244.11.Y.6

CITY CASUAL SOFA 220 PATA MADERA
CITY CASUAL SOFA 220 WOODEN FEET
CITY CASUAL CANAPE 220 PIED BOIS

PATA METAL / METAL FEET / PIED METAL

1,35 m³ / 1 Pack. / 570 kg

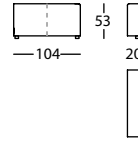


244.11.Z5.6

CITY CASUAL SOFA 280 PATA MADERA
CITY CASUAL SOFA 280 WOODEN FEET
CITY CASUAL CANAPE 280 PIED BOIS

PATA METAL / METAL FEET / PIED METAL

1,71 m³ / 1 Pack. / 73,0 kg

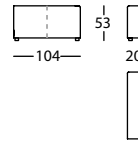


244.13.6.D

CITY CASUAL BRAZO DCHO PATA MADERA
CITY CASUAL RIGHT ARM WOODEN FEET
CITY CASUAL BRAS DROIT PIED BOIS

PATA METAL / METAL FEET / PIED METAL

0,11 m³ / - Pack. / 9,0 kg

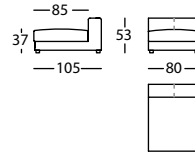


244.13.6.I

CITY CASUAL BRAZO IZDO PATA MADERA
CITY CASUAL LEFT ARM WOODEN FEET
CITY CASUAL BRAS GAUCHE PIED BOIS

PATA METAL / METAL FEET / PIED METAL

0,11 m³ / - Pack. / 9,0 kg

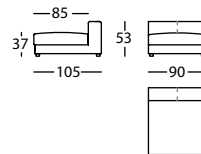


244.121.J.6

CITY CASUAL MOD 80 PATA MADERA
CITY CASUAL MODULE 80 WOODEN FEET
CITY CASUAL MODULE 80 PIED BOIS

PATA METAL / METAL FEET / PIED METAL

0,50 m³ / 1 Pack. / 21,0 kg

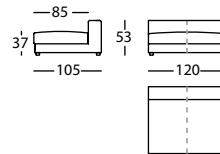


244.121.K.6

CITY CASUAL MOD 90 PATA MADERA
CITY CASUAL MODULE 90 WOODEN FEET
CITY CASUAL MODULE 90 PIED BOIS

PATA METAL / METAL FEET / PIED METAL

0,56 m³ / 1 Pack. / 22,0 kg

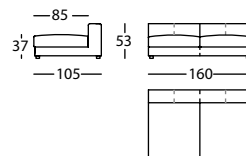


244.121.N.6

CITY CASUAL MOD 120 PATA MADERA
CITY CASUAL MODULE 120 WOODEN FEET
CITY CASUAL MODULE 120 PIED BOIS

PATA METAL / METAL FEET / PIED METAL

0,74 m³ / 1 Pack. / 30,0 kg

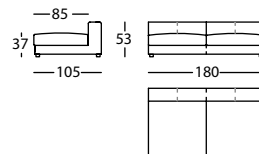


244.121.S.6

CITY CASUAL MOD 160 PATA MADERA
CITY CASUAL MODULE 160 WOODEN FEET
CITY CASUAL MODULE 160 PIED BOIS

PATA METAL / METAL FEET / PIED METAL

0,99 m³ / 1 Pack. / 38,0 kg

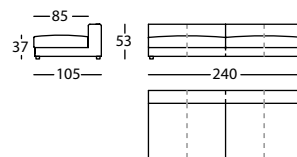


244.121.U.6

CITY CASUAL MOD 180 PATA MADERA
CITY CASUAL MODULE 180 WOODEN FEET
CITY CASUAL MODULE 180 PIED BOIS

PATA METAL / METAL FEET / PIED METAL

1,11 m³ / 1 Pack. / 41,0 kg

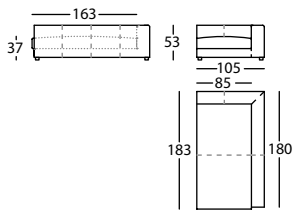


244.121.Z1.6

CITY CASUAL MOD 240 PATA MADERA
CITY CASUAL MODULE 240 WOODEN FEET
CITY CASUAL MODULE 240 PIED BOIS

PATA METAL / METAL FEET / PIED METAL

1,47 m³ / 1 Pack. / 57,0 kg

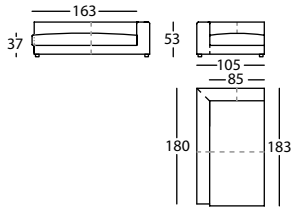


244.142.LU.6.D

CITY CASUAL CHAISE 105X183 B DCHO P MADERA
CITY C. CHAISE L.105X183 R/ ARM WOODEN FEET
CITY C. CHAISE L.105X183 BRAS DROIT PIED BOIS

PATA METAL / METAL FEET / PIED METAL

1,12 m³ / 1 Pack. / 46,0 kg

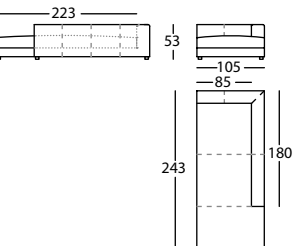


244.142.LU.6.I

CITY CASUAL CHAISE 105X183 B IZDO P MADERA
CITY C. CHAISE L.105X183 L/ ARM WOODEN FEET
CITY C. CHAISE L.105X183 BRAS GAUCHE PIED BOIS

PATA METAL / METAL FEET / PIED METAL

1,12 m³ / 1 Pack. / 46,0 kg

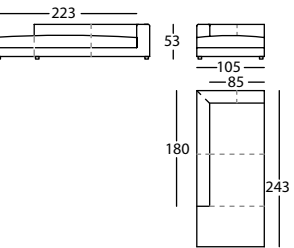


244.142.LZ1.6.D

CITY CASUAL CHAISE 105X243 B DCHO P MADERA
CITY C. CHAISE L.105X243 R/ ARM WOODEN FEET
CITY C. CHAISE L.105X243 BRAS DROIT PIED BOIS

PATA METAL / METAL FEET / PIED METAL

1,44 m³ / 1 Pack. / 46,0 kg

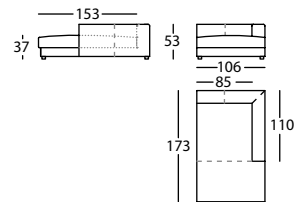


244.142.LZ1.6.I

CITY CASUAL CHAISE 105X243 B IZDO P MADERA
CITY C. CHAISE L.105X243 L/ ARM WOODEN FEET
CITY C. CHAISE L.105X243 BRAS GAUCHE PIED BOIS

PATA METAL / METAL FEET / PIED METAL

1,44 m³ / 1 Pack. / 46,0 kg

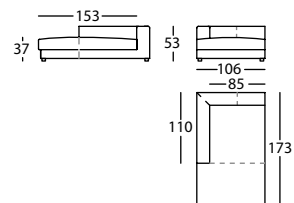


244.142.LT.6.D

CITY CASUAL CHAISE 106X173 B DCHO P MADERA
CITY C. CHAISE L.106X173 R/ ARM WOODEN FEET
CITY C. CHAISE L.106X173 BRAS DROIT PIED BOIS

PATA METAL / METAL FEET / PIED METAL

1,20 m³ / 1 Pack. / 46,0 kg

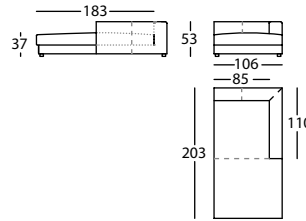


244.142.LT.6.I

CITY CASUAL CHAISE 106X173 B IZDO P MADERA
CITY C. CHAISE L.106X173 L/ ARM WOODEN FEET
CITY C. CHAISE L.106X173 BRAS GAUCHE PIED BOIS

PATA METAL / METAL FEET / PIED METAL

1,20 m³ / 1 Pack. / 46,0 kg

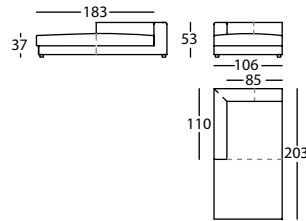


244.142.LW.6.D

CITY CASUAL CHAISE 106X203 B DCHO P MADERA
CITY C. CHAISE L.106X203 R/ ARM WOODEN FEET
CITY C. CHAISE L.106X203 BRAS DROIT PIED BOIS

PATA METAL / METAL FEET / PIED METAL

1,26 m³ / 1 Pack. / 51,0 kg

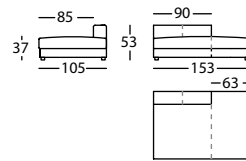


244.142.LW.6.I

CITY CASUAL CHAISE 106X203 B IZDO P MADERA
CITY C. CHAISE L.106X203 L/ ARM WOODEN FEET
CITY C. CHAISE L.106X203 BRAS GAUCHE PIED BOIS

PATA METAL / METAL FEET / PIED METAL

1,26 m³ / 1 Pack. / 51,0 kg

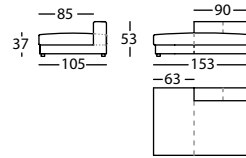


244.17.LR.6.D

CITY CASUAL MOD TERMINAL 153 DCHO P MADERA
CITY C. RIGHT TERMINAL MOD.153 WOODEN FEET
CITY CASUAL MOD. TERMINAL 153 DROIT PIED BOIS

PATA METAL / METAL FEET / PIED METAL

0,93 m³ / 1 Pack. / 37,0 kg

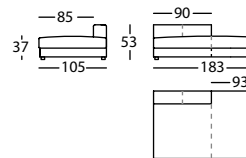


244.17.LR.6.I

CITY CASUAL MOD TERMINAL 153 IZDO P MADERA
CITY C. LEFT TERMINAL MOD.153 WOODEN FEET
CITY C. MOD. TERMINAL 153 GAUCHE PIED BOIS

PATA METAL / METAL FEET / PIED METAL

0,93 m³ / 1 Pack. / 37,0 kg

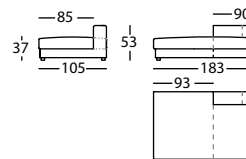


244.17.LU.6.D

CITY CASUAL MOD TERMINAL 183 DCHO P MADERA
CITY C. RIGHT TERMINAL MOD.183 WOODEN FEET
CITY CASUAL MOD. TERMINAL 183 DROIT PIED BOIS

PATA METAL / METAL FEET / PIED METAL

1,12 m³ / 1 Pack. / 42,0 kg

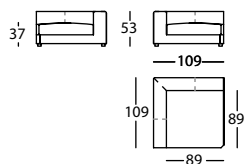


244.17.LU.6.I

CITY CASUAL MOD TERMINAL 183 IZDO P MADERA
CITY C. LEFT TERMINAL MOD.183 WOODEN FEET
CITY C. MOD. TERMINAL 183 GAUCHE PIED BOIS

PATA METAL / METAL FEET / PIED METAL

1,12 m³ / 1 Pack. / 42,0 kg



244.161.6

CITY CASUAL ANGULO RECTO 109X109 P MADERA
CITY C. CORNER 109X109 WOODEN FEET
CITY CASUAL ANGLE 109X109 PIED BOIS

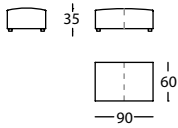
PATA METAL / METAL FEET / PIED METAL

0,70 m³ / 1 Pack. / 31,0 kg

CITY CASUAL by Rafa García, 2008



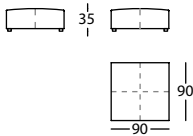
COLECCION SOFT COLLECTION SOFT



243.151.KG.6

CITY PUF 90X60 PATA MADERA
CITY POUF 90X60 WOODEN FEET
CITY POUF 90X60 PIED BOIS

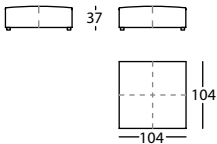
PATA METAL / METAL FEET / PIED METAL
0,22 m² / 1 Pack. / 14,0 kg



243.151.KK.6

CITY PUF 90X90 PATA MADERA
CITY POUF 90X90 WOODEN FEET
CITY POUF 90X90 PIED BOIS

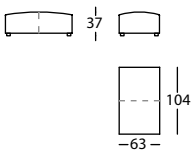
PATA METAL / METAL FEET / PIED METAL
0,33 m² / 1 Pack. / 18,0 kg



243.151.LL.6

CITY PUF 104X104 PATA MADERA
CITY POUF 104X104 WOODEN FEET
CITY POUF 104X104 PIED BOIS

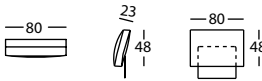
PATA METAL / METAL FEET / PIED METAL
0,45 m² / 1 Pack. / 22,0 kg



243.153.LG.6

CITY PUF TERMINAL 104X63 PATA MADERA
CITY TERMINAL POUF 104X63 WOODEN FEET
CITY POUF TERMINAL 104X63 PIED BOIS

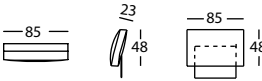
PATA METAL / METAL FEET / PIED METAL
0,27 m² / 1 Pack. / 18,0 kg



244.28.HE.M

CITY CASUAL ALMOHADA RES 80X48
CITY CASUAL BACK CUSHION 80X48
CITY CASUAL COUSSIN DOSSIER 80X48

0,19 m² / - Pack. / 2,2 kg



244.28.JE.M

CITY CASUAL ALMOHADA RES 85X48
CITY CASUAL BACK CUSHION 85X48
CITY CASUAL COUSSIN DOSSIER 85X48

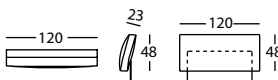
0,20 m² / - Pack. / 2,3 kg



244.28.KE.M

CITY CASUAL ALMOHADA RES 90X48
CITY CASUAL BACK CUSHION 90X48
CITY CASUAL COUSSIN DOSSIER 90X48

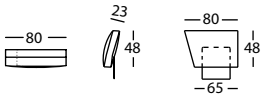
0,21 m² / - Pack. / 2,5 kg



244.28.NE.M

CITY CASUAL ALMOHADA RES 120X48
CITY CASUAL BACK CUSHION 120X48
CITY CASUAL COUSSIN DOSSIER 120X48

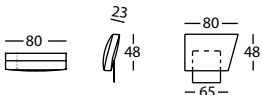
0,27 m² / - Pack. / 3,3 kg



244.26.JE.M.D

CITY C. ALMOHADA RES ANGULO 80X48 DCHO
CITY C. BACK CUSHION 80X48 RIGHT CORNER UNIT
CITY CASUAL COUSSIN DOS ANGLE 80X48 DROIT

0,19 m² / - Pack. / 2,2 kg

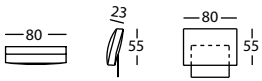


244.26.JE.M.I

CITY C. ALMOHADA RES ANGULO 80X48 IZDO
CITY C. BACK CUSHION 80X48 LEFT CORNER UNIT
CITY CASUAL COUSSIN DOS ANGLE 80X48 GAUCHE

0,19 m² / - Pack. / 2,2 kg

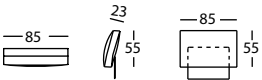
COLECCION SOFT + 7cm
COLLECTION SOFT + 7cm



244.28.HF.M

CITY CASUAL ALMOHADA RES 80X55
CITY CASUAL BACK CUSHION 80X55
CITY CASUAL COUSSIN DOSSIER 80X55

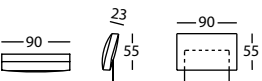
0,19 m² / - Pack. / 4,0 kg



244.28.JF.M

CITY CASUAL ALMOHADA RES 85X55
CITY CASUAL BACK CUSHION 85X55
CITY CASUAL COUSSIN DOSSIER 85X55

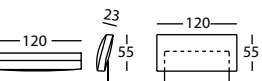
0,20 m² / - Pack. / 4,0 kg



244.28.KF.M

CITY CASUAL ALMOHADA RES 90X55
CITY CASUAL BACK CUSHION 90X55
CITY CASUAL COUSSIN DOSSIER 90X55

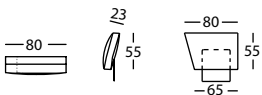
0,21 m² / - Pack. / 4,0 kg



244.28.NF.M

CITY CASUAL ALMOHADA RES 120X55
CITY CASUAL BACK CUSHION 120X55
CITY CASUAL COUSSIN DOSSIER 120X55

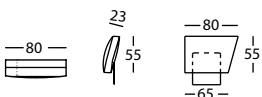
0,27 m² / - Pack. / 4,0 kg



244.26.JF.M.D

CITY C. ALMOHADA RES ANGULO 80X55 DCHO
CITY C. BACK CUSHION 80X55 RIGHT CORNER UNIT
CITY CASUAL COUSSIN DOS ANGLE 80X55 DROIT

0,19 m² / - Pack. / 4,0 kg



244.26.JF.M.I

CITY C. ALMOHADA RES ANGULO 80X55 IZDO
CITY C. BACK CUSHION 80X55 LEFT CORNER UNIT
CITY CASUAL COUSSIN DOS ANGLE 80X55 GAUCHE

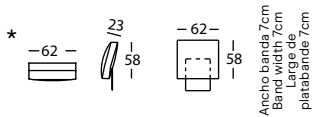
0,19 m² / - Pack. / 4,0 kg

Ancho banda 10cm / Band width 10cm
Large de plat bande 10cm

Ancho banda 10cm / Band width 10cm
Large de plat bande 10cm

ALMOHADAS / CUSHIONS / COUSSINS

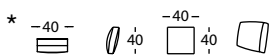
COLECCION CASUAL COLLECTION CASUAL



244.28.GF.M

CITY CASUAL ALMOHADA RES 62X58
CITY CASUAL BACK CUSHION 62X58
CITY CASUAL COUSSIN DOSSIER 62X58

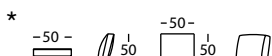
0,11 m² / - Pack. / 4,0 kg



243.21.EE

CITY COJIN DECORACION 40X40 CON BANDA
CITY CUSHION 40X40 WITH BAND
CITY COUSSIN 40X40 AVEC PLATE-BANDE

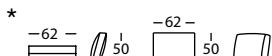
0,01 m² / - Pack. / 1,6 kg



243.21.FF

CITY COJIN DECORACION 50X50 CON BANDA
CITY CUSHION 50X50 WITH BAND
CITY COUSSIN 50X50 AVEC PLATE-BANDE

0,03 m² / - Pack. / 2,1 kg



243.21.GF

CITY COJIN DECORACION 62X50 CON BANDA
CITY CUSHION 62X50 WITH BAND
CITY COUSSIN 62X50 AVEC PLATE-BANDE

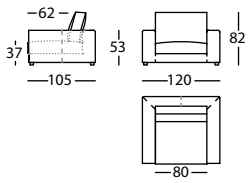
0,03 m² / - Pack. / 2,6 kg

Ancho banda 7cm / Band width 7cm
Large de plat bande 7cm

Ancho banda 5cm / Band width 5cm
Large de plat bande 5cm

* Para más de 1 almohada consultar metraje /

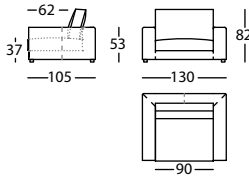
For more than 1 cushion, please ask for the metres of fabric required /
Plus d'un coussin, demander le metrage necessaire

CITY SOFT by Rafa García, 2008**243.11.N.6**

CITY SOFT SILLON 120 PATA MADERA
CITY SOFT ARMCHAIR 120 WOODEN FEET
CITY SOFT FAUTEUIL 120 PIED BOIS

PATA METAL / METAL FEET / PIED METAL

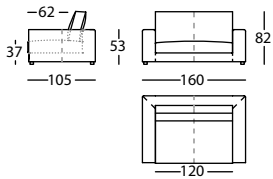
0,74 m³ / 1 Pack. / 40,0 kg

**243.11.P.6**

CITY SOFT SILLON 130 PATA MADERA
CITY SOFT ARMCHAIR 130 WOODEN FEET
CITY SOFT FAUTEUIL 130 PIED BOIS

PATA METAL / METAL FEET / PIED METAL

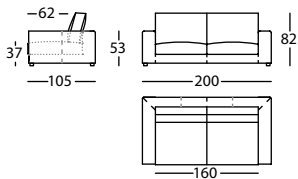
0,80 m³ / 1 Pack. / 41,0 kg

**243.11.S.6**

CITY SOFT SOFA 160 PATA MADERA
CITY SOFT SOFA 160 WOODEN FEET
CITY SOFT CANAPE 160 PIED BOIS

PATA METAL / METAL FEET / PIED METAL

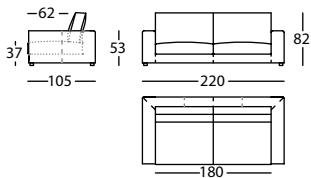
0,99 m³ / 1 Pack. / 51,0 kg

**243.11.W.6**

CITY SOFT SOFA 200 PATA MADERA
CITY SOFT SOFA 200 WOODEN FEET
CITY SOFT CANAPE 200 PIED BOIS

PATA METAL / METAL FEET / PIED METAL

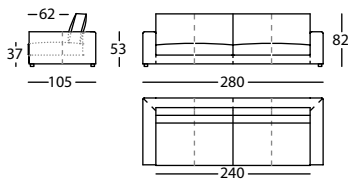
1,23 m³ / 1 Pack. / 61,0 kg

**243.11.Y.6**

CITY SOFT SOFA 220 PATA MADERA
CITY SOFT SOFA 220 WOODEN FEET
CITY SOFT CANAPE 220 PIED BOIS

PATA METAL / METAL FEET / PIED METAL

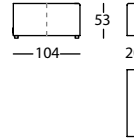
1,35 m³ / 1 Pack. / 64,0 kg

**243.11.Z5.6**

CITY SOFT SOFA 280 PATA MADERA
CITY SOFT SOFA 280 WOODEN FEET
CITY SOFT CANAPE 280 PIED BOIS

PATA METAL / METAL FEET / PIED METAL

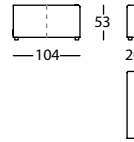
1,71 m³ / 1 Pack. / 84,0 kg

**243.13.6.D**

CITY SOFT BRAZO DCHO PATA MADERA
CITY SOFT RIGHT ARM WOODEN FEET
CITY SOFT BRAS DROIT PIED BOIS

PATA METAL / METAL FEET / PIED METAL

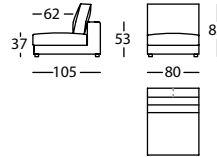
0,13 m³ / - Pack. / 10,0 kg

**243.13.6.I**

CITY SOFT BRAZO IZDO PATA MADERA
CITY SOFT LEFT ARM WOODEN FEET
CITY SOFT BRAS GAUCHE PIED BOIS

PATA METAL / METAL FEET / PIED METAL

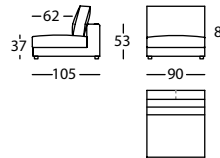
0,13 m³ / - Pack. / 10,0 kg

**243.121.J.6**

CITY SOFT MOD 80 PATA MADERA
CITY SOFT MODULE 80 WOODEN FEET
CITY SOFT MODULE 80 PIED BOIS

PATA METAL / METAL FEET / PIED METAL

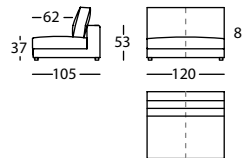
0,50 m³ / 1 Pack. / 25,0 kg

**243.121.K.6**

CITY SOFT MOD 90 PATA MADERA
CITY SOFT MODULE 90 WOODEN FEET
CITY SOFT MODULE 90 PIED BOIS

PATA METAL / METAL FEET / PIED METAL

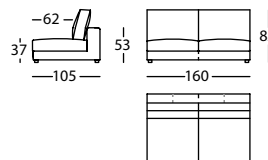
0,56 m³ / 1 Pack. / 25,0 kg

**243.121.N.6**

CITY SOFT MOD 120 PATA MADERA
CITY SOFT MODULE 120 WOODEN FEET
CITY SOFT MODULE 120 PIED BOIS

PATA METAL / METAL FEET / PIED METAL

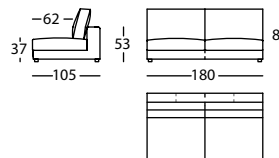
0,74 m³ / 1 Pack. / 35,0 kg

**243.121.S.6**

CITY SOFT MOD 160 PATA MADERA
CITY SOFT MODULE 160 WOODEN FEET
CITY SOFT MODULE 160 PIED BOIS

PATA METAL / METAL FEET / PIED METAL

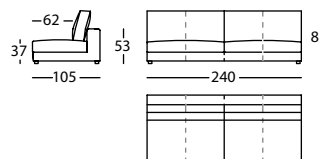
0,99 m³ / 1 Pack. / 45,0 kg

**243.121.U.6**

CITY SOFT MOD 180 PATA MADERA
CITY SOFT MODULE 180 WOODEN FEET
CITY SOFT MODULE 180 PIED BOIS

PATA METAL / METAL FEET / PIED METAL

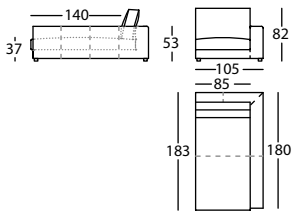
1,11 m³ / 1 Pack. / 48,0 kg

**243.121.Z1.6**

CITY SOFT MOD 240 PATA MADERA
CITY SOFT MODULE 240 WOODEN FEET
CITY SOFT MODULE 240 PIED BOIS

PATA METAL / METAL FEET / PIED METAL

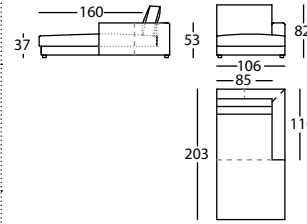
1,47 m³ / 1 Pack. / 68,0 kg

CITY SOFT by Rafa García, 2008**243.142.LU.6.D**

CITY S. CHAISE 105X183 B DCHO P MADERA
CITY S. CHAISE L.105X183 R/ ARM WOODEN FEET
CITY S. CHAISE L.105X183 BRAS DROIT PIED BOIS

PATA METAL / METAL FEET / PIED METAL

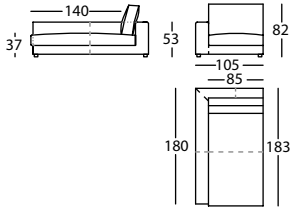
1,12 m³ / 1 Pack. / 50,0 kg

**243.142.LW.6.D**

CITY S. CHAISE 106X203 B DCHO P MADERA
CITY S. CHAISE L.106X203 R/ ARM WOODEN FEET
CITY S. CHAISE L.106X203 BRAS DROIT PIED BOIS

PATA METAL / METAL FEET / PIED METAL

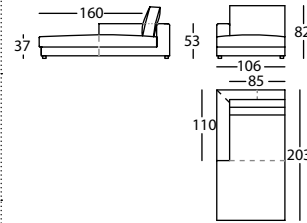
1,26 m³ / 1 Pack. / 54,0 kg

**243.142.LU.6.I**

CITY S. CHAISE 105X183 B IZDO P MADERA
CITY S. CHAISE L.105X183 L/ ARM WOODEN FEET
CITY S. CHAISE L.105X183 BRAS GAUCHE PIED BOIS

PATA METAL / METAL FEET / PIED METAL

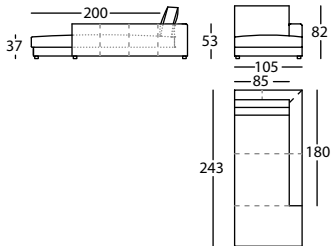
1,12 m³ / 1 Pack. / 50,0 kg

**243.142.LW.6.I**

CITY S. CHAISE 106X203 B IZDO P MADERA
CITY S. CHAISE L.106X203 L/ ARM WOODEN FEET
CITY S. CHAISE L.106X203 BRAS GAUCHE PIED BOIS

PATA METAL / METAL FEET / PIED METAL

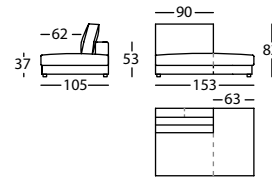
1,26 m³ / 1 Pack. / 54,0 kg

**243.142.LZ1.6.D**

CITY S. CHAISE 105X243 B DCHO P MADERA
CITY S. CHAISE L.105X243 R/ ARM WOODEN FEET
CITY S. CHAISE L.105X243 BRAS DROIT PIED BOIS

PATA METAL / METAL FEET / PIED METAL

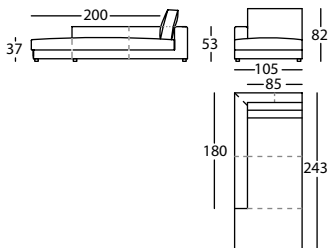
1,44 m³ / 1 Pack. / 49,0 kg

**243.17.LR.6.D**

CITY S. MOD TERMINAL 153 DCHO P MADERA
CITY S. RIGHT TERMINAL MOD. 153 WOODEN FEET
CITY S. MODULE TERMINAL 153 DROIT PIED BOIS

PATA METAL / METAL FEET / PIED METAL

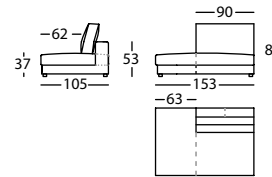
0,93 m³ / 1 Pack. / 41,0 kg

**243.142.LZ1.6.I**

CITY S. CHAISE 105X243 B IZDO P MADERA
CITY S. CHAISE L.105X243 L/ ARM WOODEN FEET
CITY S. CHAISE L.105X243 BRAS GAUCHE PIED BOIS

PATA METAL / METAL FEET / PIED METAL

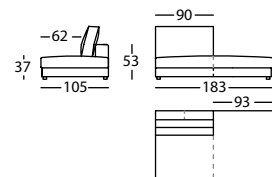
1,44 m³ / 1 Pack. / 49,0 kg

**243.17.LR.6.I**

CITY S. MOD TERMINAL 153 IZDO P MADERA
CITY S. LEFT TERMINAL MODULE 153 WOODEN FEET
CITY S. MODULE TERMINAL 153 GAUCHE PIED BOIS

PATA METAL / METAL FEET / PIED METAL

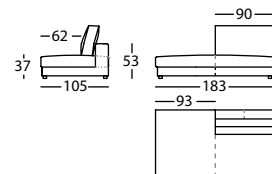
0,93 m³ / 1 Pack. / 41,0 kg

**243.17.LU.6.D**

CITY S. MOD TERMINAL 183 DCHO P MADERA
CITY S. RIGHT TERMINAL MOD. 183 WOODEN FEET
CITY S. MODULE TERMINAL 183 DROIT PIED BOIS

PATA METAL / METAL FEET / PIED METAL

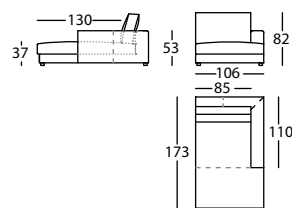
1,02 m³ / 1 Pack. / 46,0 kg

**243.17.LU.6.I**

CITY S. MOD TERMINAL 183 IZDO P MADERA
CITY S. LEFT TERMINAL MODULE 183 WOODEN FEET
CITY S. MODULE TERMINAL 183 GAUCHE PIED BOIS

PATA METAL / METAL FEET / PIED METAL

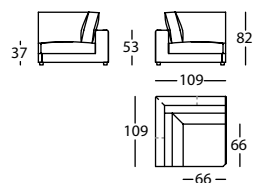
1,02 m³ / 1 Pack. / 46,0 kg

**243.142.LT.6.D**

CITY S. CHAISE 106X173 B DCHO P MADERA
CITY S. CHAISE L.106X173 R/ ARM WOODEN FEET
CITY S. CHAISE L.106X173 BRAS DROIT PIED BOIS

PATA METAL / METAL FEET / PIED METAL

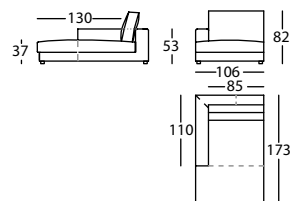
1,20 m³ / 1 Pack. / 49,0 kg

**243.161.6**

CITY S. ANGULO RECTO 109X109 P MADERA
CITY S. CORNER 109X109 WOODEN FEET
CITY S. ANGLE 109X109 PIED BOIS

PATA METAL / METAL FEET / PIED METAL

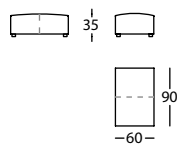
0,78 m³ / 1 Pack. / 37,0 kg

**243.142.LT.6.I**

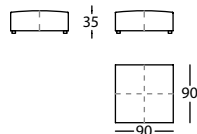
CITY S. CHAISE 106X173 B IZDO P MADERA
CITY S. CHAISE L.106X173 L/ ARM WOODEN FEET
CITY S. CHAISE L.106X173 BRAS GAUCHE PIED BOIS

PATA METAL / METAL FEET / PIED METAL

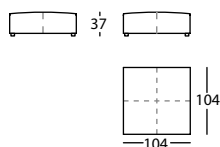
1,20 m³ / 1 Pack. / 49,0 kg

CITY SOFT by Rafa García, 2008**243.151.KG.6**CITY PUF 90X60 PATA MADERA
CITY POUF 90X60 WOODEN FEET
CITY POUF 90X60 PIED BOIS

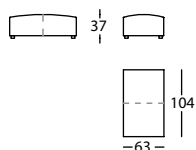
PATA METAL / METAL FEET / PIED METAL

0,22 m³ / 1 Pack. / 14,0 kg**243.151.KK.6**CITY PUF 90X90 PATA MADERA
CITY POUF 90X90 WOODEN FEET
CITY POUF 90X90 PIED BOIS

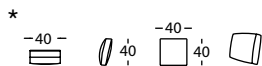
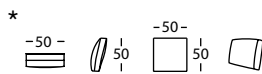
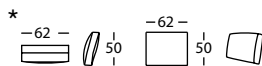
PATA METAL / METAL FEET / PIED METAL

0,33 m³ / 1 Pack. / 18,0 kg**243.151.LL.6**CITY PUF 104X104 PATA MADERA
CITY POUF 104X104 WOODEN FEET
CITY POUF 104X104 PIED BOIS

PATA METAL / METAL FEET / PIED METAL

0,45 m³ / 1 Pack. / 22,0 kg**243.153.LG.6**CITY PUF TERMINAL 104X63 PATA MADERA
CITY TERMINAL POUF 104X63 WOODEN FEET
CITY POUF TERMINAL 104X63 PIED BOIS

PATA METAL / METAL FEET / PIED METAL

0,27 m³ / 1 Pack. / 18,0 kg**243.21.EE**CITY COJIN DECORACION 40X40 CON BANDA
CITY CUSHION 40X40 WITH BAND
CITY COUSSIN 40X40 AVEC PLATE-BANDE0,01 m³ / - Pack. / 1,6 kg**243.21.FF**CITY COJIN DECORACION 50X50 CON BANDA
CITY CUSHION 50X50 WITH BAND
CITY COUSSIN 50X50 AVEC PLATE-BANDE0,03 m³ / - Pack. / 2,1 kg**243.21.GF**CITY COJIN DECORACION 62X50 CON BANDA
CITY CUSHION 62X50 WITH BAND
CITY COUSSIN 62X50 AVEC PLATE-BANDE0,03 m³ / - Pack. / 2,6 kg

* Para más de 1 almohada consultar metraje /

For more than 1 cushion, please ask for the metres of fabric required /

Plus d'un coussin, demander le metrage necessaire